

How Students Login to Teams

1) Google “Sd 36 Login”



2) Click on the link

 [www.surreyschools.ca](#) › [_layouts](#) › [Authenticate](#) › [people](#) ▼

Sign In - Surrey Schools

To find out if your web browser supports JavaScript or to enable JavaScript, see web browser help. Surrey Schools. **Sign in** with your Surrey Schools account.

You've visited this page many times. Last visit: 26/01/20

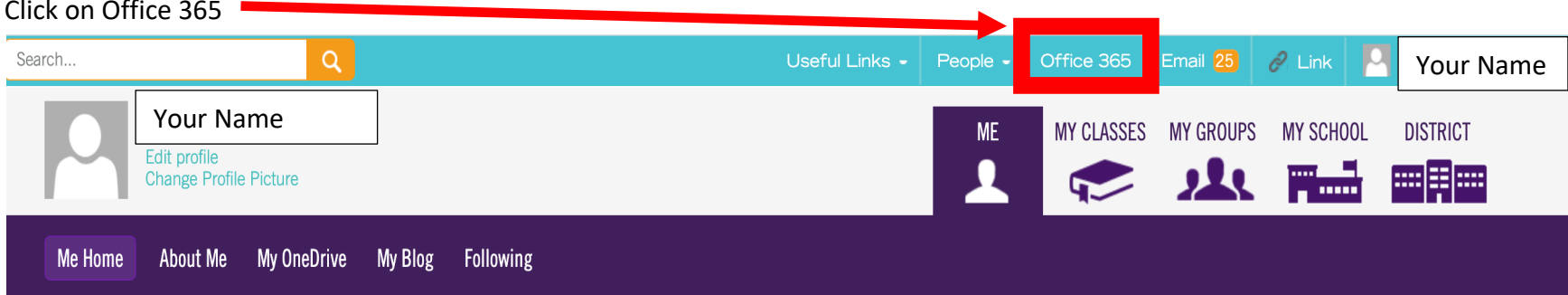
3) Sign into your account (the same username and password you would use to get onto the computers at school).



4) You now see the homepage for your school district account



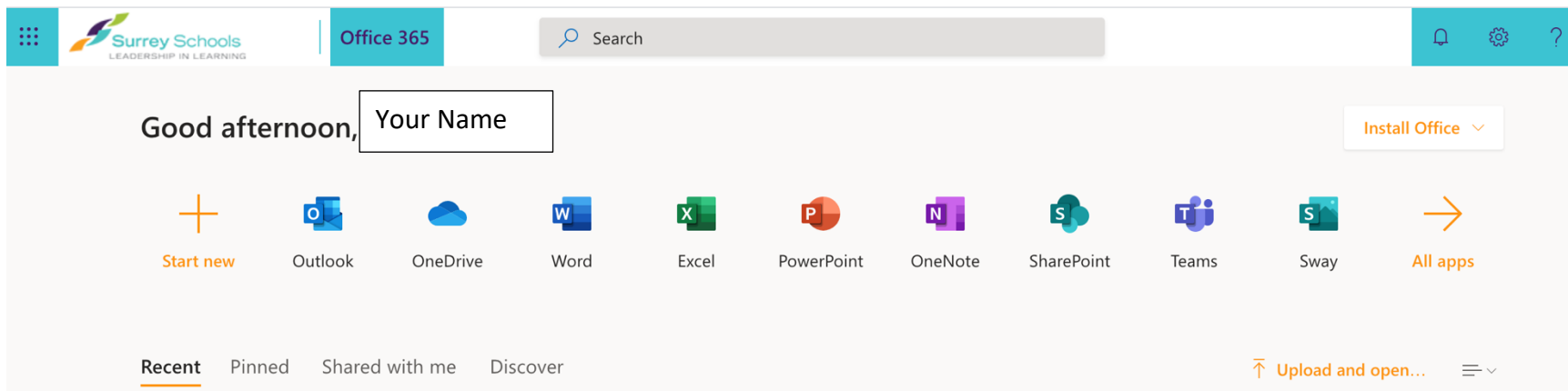
5) Click on Office 365



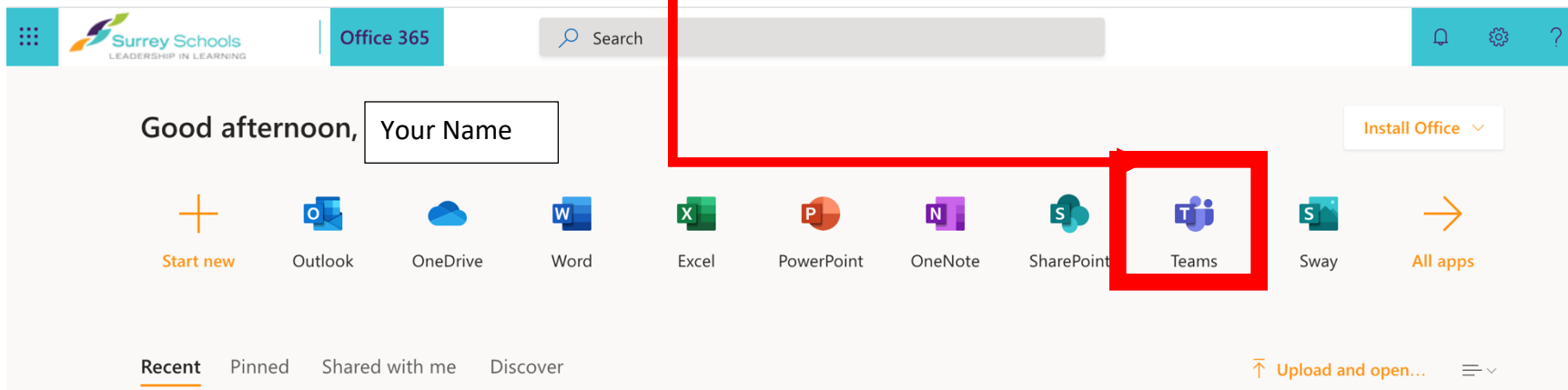
6) It will redirect you to Microsoft and MAY ask you to pick an account – pick your school district account



7) It now shows you your Office 365 Homescreen



8) Click on Teams



9) You can now see the Teams your teacher has set up for you or here is where you can enter in a code to register for a team.

